



Community Garden

at Community of Christ

990 Meridian Ave., San Jose

Founded 2017

June 2023—Newsletter #31



"To plant a garden is to believe in tomorrow." - Audrey Hepburn

A Message from the Garden Manager

A note of thanks!

The garden looks gorgeous, and the work here is done by hand. It is 100% volunteer.

Compared to even last year, we're mostly free of trash, weeds, and especially burrs and thorns!

We're working on a seating and gathering space now.

The Quinceañera held here in late May is proof that we've built a "country club" view.

Thank you to Community of Christ San Jose Congregation for supporting this garden, and to everyone who pitches in to make this place flourish. We have something to be proud of!

I look forward to seeing you all at our Independence Day party on July 2!!



TABLE OF CONTENTS

PAGE 1

- Message from the Garden Manager
- Kudos and FYIs (New info regarding Evensong)

PAGE 2-5

- Garden Hints & Tips
- June - August Vegetable/Herb/Fruit Guide

PAGE 6

- June - August Vegetable/Herb/Fruit Guide
- Milpitas Food Pantry donations

- Volunteer opportunities**

PAGE 7-8

- Grateful Gardens Map Legend
- Pictures from 5/31 Evensong

Do you have garden questions, newsletter ideas OR have some free time? Check with Collette or Karen about projects that could use your help. please send an email to gratefulgardenssj@gmail.com

Thanks to WWW.kelloggsgarden.com for much of the information in this month's newsletter.

ORGANIC GARDENING

We are an organic community garden.

Please use only OMRI approved products including soil amendments, fertilizers, and pest control products.



Kudos and FYI's

Garden rules changed in 2023 to encourage you to bring friends to this space.

Ready and free for you to pick now: artichokes, snap peas and Fava Beans outside the labyrinth.

6/24 - Volunteer Orientation - Want to volunteer in the garden but not sure what to do or how to get started? Join us on the 24th to find out. We will provide additional information in the coming weeks.

Evensong in the Garden – A secular community gathering of music, poetry, readings, campfire, conversation, walking the labyrinth on the 2nd and 4th Tuesdays from 7pm – 8pm. (5/30, 6/13, 6/27, 7/11, 7/25, 8/15, 8/29.

Collette and Marcia

Gardening Hints and Tips

- Stay on top of weeds at least every other day if you can. Pull them out by the roots to prevent further growth. Also, check for insect pests and fungal problems.
- Read more at Gardening Know How: [Regional To-Do List: Western Gardening In June](#)
















June – August Vegetable/Herb/Fruit Guide



Plant	Sow Seeds	Plant	Harvest						
	Seeds	Plants	JUN	JUL	AUG				NOTES
Artichoke		Transplant							
Arugula	Direct Sow								
Asparagus		Transplant							Dig trench 12-18" wide and 6-8 " deep. Loosen soil deeper for best results.
Beans	Direct Sow								
Beets	Direct Sow								Thin to 3" apart, final spacing 5"
Bell Peppers		Transplant							Ideal Temp 80-90 degrees
Broccoli	Direct Sow	Transplant							Select a variety best suited to your climate that will mature before hot weather begins.
Brussel Sprouts		Transplant							Long growing season. Flavor improves with light frost.
Cabbage	Direct Sow	Transplant							Cooler season crop
Carrots	Direct Sow								Dislikes transplanting
Cauliflower	Direct Sow	Transplant							Brassica family.
Celery		Transplant							Thin to 10-12 inches when seedlings have 3-4 true leaves.
Collards	Direct Sow								Brassica family.
Corn	Direct Sow								Needs to be planting in rows for pollination.
Cucumbers	Direct Sow	Transplant							Consider growing vertically on support structures.
Edamame	Direct Sow								Long growing season. Succession plant for continual harvest.
Eggplant		Transplant							Transplant to garden or container.
Endive	Direct Sow								Direct Sow and thin to 6-12 inches apart
Fava Beans	Direct Sow								Prefers cooler weather.
Garlic	Direct Sow	Transplant							Planting in Fall yields larger bulbs.

Gourds	Direct Sow	Transplant		Plant in hills that are well-spaced.
Green Beans	Direct Sow			Grow on support structure such as teepees.
Horseradish		Transplant		Plant root cuttings 18 inches apart in trenches 3 to 4 inches deep.
Kale	Direct Sow	Transplant		Brassica family
Leeks		Transplant		Onion family
Lettuce	Direct Sow	Transplant		Plant in succession
Okra		Transplant		Soak seeds overnight before planting.
Onions		Transplant		
Parsnips	Direct Sow			Direct sow 1" apart in wide rows. Thin to 3-4".
Potatoes		Transplant		Give potato seeds a head start by pre-sprouting or chitting them before planting.
Pumpkins	Direct Sow	Transplant		
Radishes	Direct Sow			Plant in succession.
Rhubarb		Transplant		Possible to plant from seed, but less successful. Planting rhizomes recommended. Heavy feeders.
Rutabagas	Direct Sow			Direct sow 1-2" apart in wide rows. Thin to 8 inches
Shallots	Direct Sow	Transplant		Onion family
Snap Peas	Direct Sow			Plant in succession. Use support structure.
Soybean	Direct Sow			
Spinach	Direct Sow	Transplant		Plant in succession for continual harvest.
Squash	Direct Sow	Transplant		Consider growing on support structure.
Sweet Potatoes		Transplant		Grown from slips, not seeds. 50 Sprouts per slip. Wider spacing produces larger sweet potatoes.
Swiss Chard	Direct Sow	Transplant		Plant in succession.
Tomatoes		Transplant		May require staking. Transfer to bed or planter.
Turnips	Direct Sow			
Zucchini	Direct Sow	Transplant		Plant 3-4 seeds per mound 4 inches high.

Basil	Direct Sow	Transplant							Direct sow.
Catnip	Direct Sow								Mint Family
Chives	Direct Sow	Transplant							Cut six to eight inches from the top of the plants. This allows vigorous growth throughout the season.
Cilantro (Slow Bolt)	Direct Sow								Direct sow.
Coriander	Direct Sow								Start indoors or direct sow. Thin seedlings to 8-10 inches.
Dill	Direct Sow								Direct sow.
Fennel	Direct Sow								Direct sow to avoid transplant shock. Not a good companion plant. Plant outside of vegetable garden.
Goldenrod	Direct Sow	Transplant							Attracts beneficial insects.
Lavender	Direct Sow	Transplant							Direct sow spring or summer. Wound and digestive remedies. The herb can be harvested in the summer when just coming into flower (now) and can be dried for later use. The roots can be dug and boiled for a salad as they are starchy with a nutty taste.
Lavender (French - Purple Ribbon)	Direct Sow	Transplant							Mint family, Medicinal anti-viral, attracts pollinators
Lavender Lavandula vera	Direct Sow	Transplant							Mint family, Medicinal anti-viral, attracts pollinators
Lemon Balm	Direct Sow	Transplant							Quick to self-propagate.
Mint		Transplant							Quick to self-propagate,
Mustard	Direct Sow								Brassica family. Consider staking plants.
Oregano		Transplant							Mint Family
Parsley	Direct Sow	Transplant							Carrot family
Roselle (Red) Hibiscus sabdariffa		Transplant							Produces when days get shorter
Rosemary		Transplant							Mint Family. Slow to germinate with 30% success rate.
Sage	Direct Sow	Transplant							Thin and transplant when 2 true sets of leaves are present.
Stevia	Direct Sow	Transplant							Pair with Thyme and Marjoram.
Tarragon	Direct Sow	Transplant							Start seeds indoors. Low light. Room temperature.
Thyme		Transplant							Mint family. Thinly scatter seeds and sprinkle with soil.

Apples		Transplant		Plant seeds 12" apart. Transplant to 25' feet apart.
Blackberries		Transplant		Stratify seeds. Once seedlings are 4 inches in height, they can be planted outdoors.
Blueberries		Transplant		Start seeds in trays for later transplant.
Cantaloupes	Direct Sow	Transplant		Direct sow 2-3 seeds per hill.
Cherries		Transplant		Stratify seeds 4-14 weeks.
Currants		Transplant		Stratify seeds. When seedlings germinate, transplant them from seed flat into pots.
Figs		Transplant		Propagate indoors in pots until established.
Grapes				Plant seedling vines 6-10 feet apart.
Honeydew	Direct Sow	Transplant		Direct sow 2-3 seeds per hill.
Peaches		Transplant		Stratify seeds.
Pears		Transplant		Stratify seeds.
Plums		Transplant		
Raspberries		Transplant		
Strawberries		Transplant		Plant in mounded rows.
Watermelon	Direct Sow	Transplant		Direct sow 2-3 seeds per hill.

Milpitas Food Pantry

EXTRA VEGGIES? If you have extra veggies, consider donating to a food pantry!

Marcia works at Milpitas Food Pantry and can pick up extra produce on Monday and Wednesday evenings. If you are interested, she can be reached at the following number 408.892.8924.



VOLUNTEER OPPORTUNITIES - 6/24 - Volunteer Orientation

The garden has many volunteer opportunities. Following is a map and legend of the stations within the garden. The volunteer would adopt the station and maintain the area.

Grateful Gardens Map Legend

Station 1: Shed and surrounding area – **Time:** 1-2 hours per week

Station 2: Elaeagnus, Grevillea bushes – **Time:** 1-2 hours per week

Station 3: Chickens – **Time:** 5-6 hours per week

Station 4: Herb Garden – **Time:** 2-3 hours per week

Station 5: Bees – Bees need specialized care by knowledgeable staff

Station 6: Furniture, Pop up – **Time:** varies based on project

Station 7: Artichoke Field – **Time:** 2-3 hours per week

Station 8: Sunflower field – **Time:** 2-3 hours per week

Station 9: Gate – **Time:** 2-3 hours per week

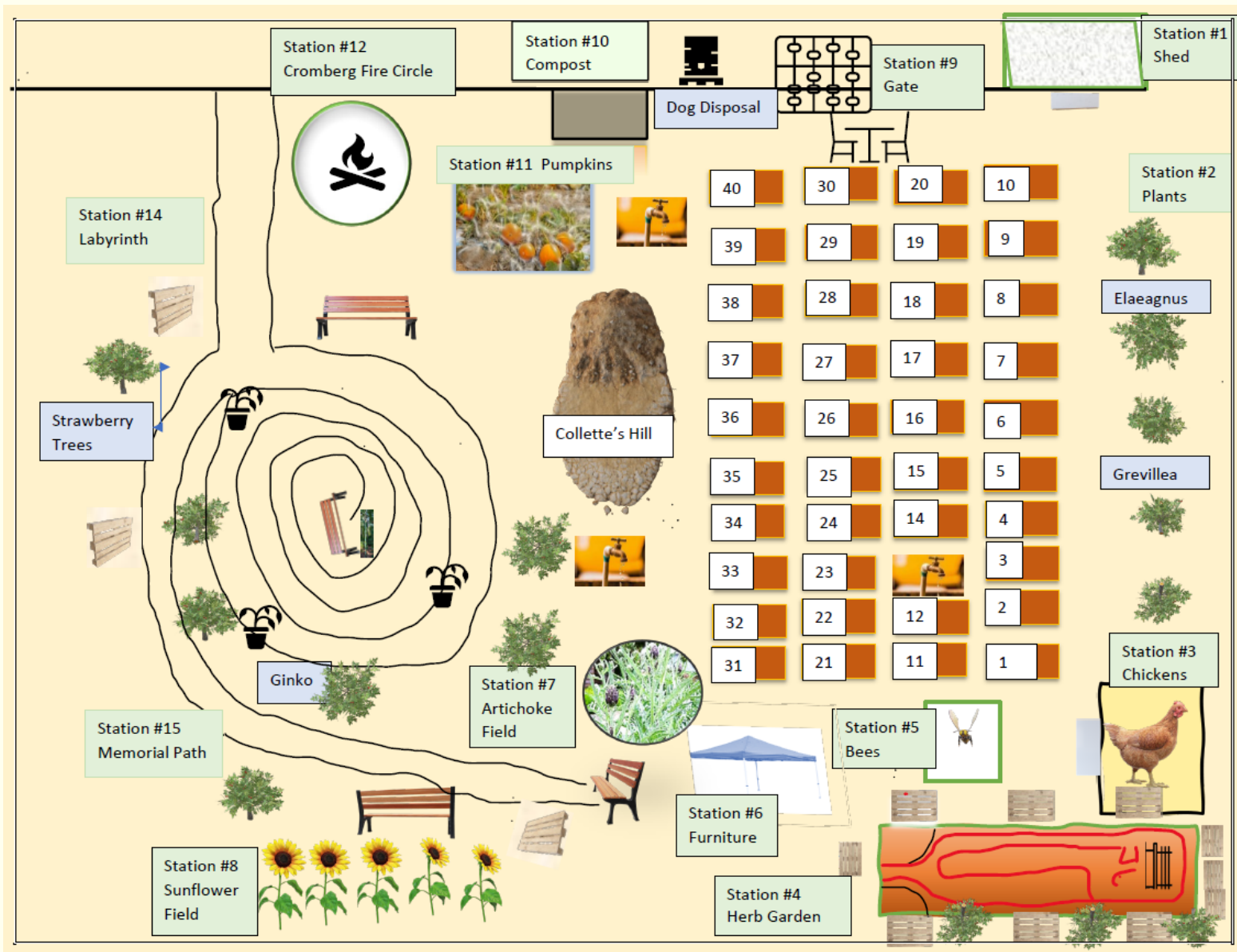
Station 10: Compost – **Time:** 4-6 hours per week

Station 11: Pumpkin field – **Time:** 2-3 hours per week

Station 12: Cromberg Fire Circle – **Time:** 2-3 hours per week

Station 14: Labyrinth – **Time:** 3-5 hours per week

Station 15: Memorial Path – **Time:** 1-2 hours per week





Evensong

